

# 5 STEPS TO RESPOND TO AN OPIOID OVERDOSE

STEP

1



**SHOUT & SHAKE**  
their name & their shoulders

STEP

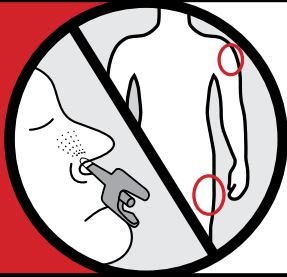
2



**CALL 9-1-1**  
If unresponsive.

STEP

3



**GIVE NALOXONE:**  
1 spray into nostril or inject 1 vial or ampoule into arm or leg.

STEP

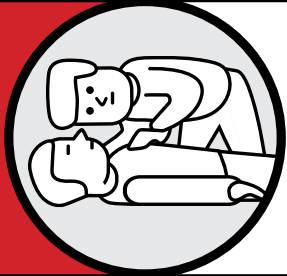
4



**PERFORM RESCUE BREATHING AND/OR CHEST COMPRESSIONS.**

STEP

5




**IS IT WORKING?**  
If **no** improvement after 2-3 minutes, repeat steps 3 & 4.  
**Stay with them.**

## RECOVERY POSITION

If the person begins breathing on their own, or if you have to leave them alone, put them in the recovery position.

head should be tilted back slightly to open airway



hand supports head

knee stops body from rolling onto stomach

## SIGNS OF OPIOID OVERDOSE

- Person can't be woken up
- Breathing is slow or has stopped
- Snoring or gurgling sounds
- Fingernails and lips turn blue or purple
- Pupils are tiny or eyes are rolled back
- Body is limp